

FORM NO. MGT-7

[Pursuant to sub-Section(1) of section 92 of the Companies Act, 2013 and sub-rule (1) of rule 11of the Companies (Management and Administration) Rules, 2014]



Annual Return (other than OPCs and Small Companies)

Form language English Hindi

Refer the instruction kit for filing the form.

I. REGISTRATION AND OTHER DETAILS

(i) * Corporate Identification Number (CIN) of the company

Global Location Number (GLN) of the company

* Permanent Account Number (PAN) of the company

(ii) (a) Name of the company

(b) Registered office address

(c) *e-mail ID of the company

(d) *Telephone number with STD code

(e) Website

(iii) Date of Incorporation

(iv)	Type of the Company	Category of the Company	Sub-category of the Company
	Public Company	Company limited by shares	Indian Non-Government company

(v) Whether company is having share capital Yes No

(vi) *Whether shares listed on recognized Stock Exchange(s) Yes No

(b) CIN of the Registrar and Transfer Agent

Name of the Registrar and Transfer Agent

PURVA SHAREGISTRY (INDIA) PRIVATE LIMITED

Registered office address of the Registrar and Transfer Agents

9, SHIV SHAKTI INDUSTRIAL ESTATE, J.R.BORICHA MARG
LOWER PAREL (EAST)

(vii) *Financial year From date (DD/MM/YYYY) To date (DD/MM/YYYY)

(viii) *Whether Annual general meeting (AGM) held Yes No

(a) If yes, date of AGM

(b) Due date of AGM

(c) Whether any extension for AGM granted Yes No

II. PRINCIPAL BUSINESS ACTIVITIES OF THE COMPANY








*Number of business activities

S.No	Main Activity group code	Description of Main Activity group	Business Activity Code	Description of Business Activity	% of turnover of the company
1	G	Trade	G1	Wholesale Trading	100

III. PARTICULARS OF HOLDING, SUBSIDIARY AND ASSOCIATE COMPANIES (INCLUDING JOINT VENTURES)

*No. of Companies for which information is to be given

Pre-fill All

S.No	Name of the company	CIN / FCRN	Holding/ Subsidiary/Associate/ Joint Venture	% of shares held
1	ABANS FINANCE PRIVATE LIMITED 	U51219MH1995PTC231627	Subsidiary	93.97
2	ABANS CAPITAL PRIVATE LIMITED 	U67100MH2019PTC319613	Subsidiary	91.77
3	ABANS AGRI WAREHOUSING & LOGISTICS PRIVATE LIMITED 	U01403MH2014PTC258492	Subsidiary	100
4	Abans Venture UK Limited (AVUK) 		Subsidiary	100
5	Shanghai Yilan Trading Co. Ltd 		Subsidiary	100
6	Corporate Avenue Services Ltd 		Subsidiary	100
7	CLAMANT BROKING SERVICES PRIVATE LIMITED 	U74110MH2015PTC374422	Subsidiary	91.77

8	ABANS BROKING SERVICES PRI +	U74990MH2009PTC190201	Subsidiary	91.77
9	ABANS SECURITIES PRIVATE LI +	U67120MH2007PTC176260	Subsidiary	91.77
10	ABANS COMMODITIES (I) PRIV +	U74990MH2009PTC383841	Subsidiary	91.77
11	Abans Investment Manager Ma +		Subsidiary	91.77
12	ABANS GLOBAL BROKING (IFSC +	U65999GJ2016PTC094775	Subsidiary	91.77
13	Caspian HK Trading Ltd (Hong +		Subsidiary	91.77
14	Abans Global Limited (UK) (AG +		Subsidiary	90.14
15	Abans Middle East DMCC (Dub +		Subsidiary	91.77
16	Abans Global Trading DMCC (L +		Subsidiary	90.14
17	ABANS INVESTMENT MANAGE +	U67100MH2022PTC388019	Subsidiary	98

IV. SHARE CAPITAL, DEBENTURES AND OTHER SECURITIES OF THE COMPANY

(i) *SHARE CAPITAL

(a) Equity share capital

Particulars	Authorised capital	Issued capital	Subscribed capital	Paid up capital
Total number of equity shares	60,000,000	50,145,950	50,145,950	50,145,950
Total amount of equity shares (in Rupees)	120,000,000	100,291,900	100,291,900	100,291,900

Number of classes

1

Class of Shares	Authorised capital	Issued capital	Subscribed capital	Paid up capital
Equity Shares				
Number of equity shares	60,000,000	50,145,950	50,145,950	50,145,950
Nominal value per share (in rupees)	2	2	2	2
Total amount of equity shares (in rupees)	120,000,000	100,291,900	100,291,900	100,291,900

(b) Preference share capital

Particulars	Authorised capital	Issued capital	Subscribed capital	Paid-up capital
Total number of preference shares	0	0	0	0
Total amount of preference shares (in rupees)	0	0	0	0

Number of classes

0

Class of shares	Authorised capital	Issued capital	Subscribed capital	Paid up capital
Number of preference shares				
Nominal value per share (in rupees)				
Total amount of preference shares (in rupees)				

(c) Unclassified share capital

Particulars	Authorised Capital
Total amount of unclassified shares	0

(d) Break-up of paid-up share capital

Class of shares	Number of shares			Total nominal amount	Total Paid-up amount	Total premium
	Physical	DEMAT	Total			
Equity shares						
At the beginning of the year	1,195,950	45,150,000	46345950	92,691,900	92,691,900	
Increase during the year	0	3,800,000	3800000	7,600,000	7,600,000	0
i. Public Issues	0	3,800,000	3800000	7,600,000	7,600,000	
ii. Rights issue	0	0	0	0	0	0
iii. Bonus issue	0	0	0	0	0	0
iv. Private Placement/ Preferential allotment	0	0	0	0	0	0
v. ESOPs	0	0	0	0	0	0
vi. Sweat equity shares allotted	0	0	0	0	0	0
vii. Conversion of Preference share	0	0	0	0	0	0
viii. Conversion of Debentures	0	0	0	0	0	0
ix. GDRs/ADRs	0	0	0	0	0	0
x. Others, specify				0	0	
Decrease during the year	0	0	0	0	0	0
i. Buy-back of shares	0	0	0	0	0	0
ii. Shares forfeited	0	0	0	0	0	0

iii. Reduction of share capital	0	0	0	0	0	0
iv. Others, specify				0	0	
At the end of the year	1,195,950	48,950,000	50145950	100,291,900	100,291,900	
Preference shares						
At the beginning of the year	0	0	0	0	0	
Increase during the year	0	0	0	0	0	0
i. Issues of shares	0	0	0	0	0	0
ii. Re-issue of forfeited shares	0	0	0	0	0	0
iii. Others, specify				0	0	
Decrease during the year	0	0	0	0	0	0
i. Redemption of shares	0	0	0	0	0	0
ii. Shares forfeited	0	0	0	0	0	0
iii. Reduction of share capital	0	0	0	0	0	0
iv. Others, specify				0	0	
At the end of the year	0	0	0	0	0	

ISIN of the equity shares of the company

INE00ZE01026

(ii) Details of stock split/consolidation during the year (for each class of shares)

0

Class of shares		(i)	(ii)	(iii)
Before split / Consolidation	Number of shares			
	Face value per share			
After split / Consolidation	Number of shares			
	Face value per share			

(iii) Details of shares/Debentures Transfers since closure date of last financial year (or in the case of the first return at any time since the incorporation of the company) *

Nil

[Details being provided in a CD/Digital Media]

Yes No Not Applicable

Separate sheet attached for details of transfers

Yes No

Note: In case list of transfer exceeds 10, option for submission as a separate sheet attachment or submission in a CD/Digital Media may be shown.

Date of the previous annual general meeting	<input style="width: 95%;" type="text"/>
---	--

Date of registration of transfer (Date Month Year)	<input style="width: 95%;" type="text"/>
--	--

Type of transfer	<input style="width: 95%;" type="text"/>	1 - Equity, 2- Preference Shares,3 - Debentures, 4 - Stock
------------------	--	--

Number of Shares/ Debentures/ Units Transferred	<input style="width: 95%;" type="text"/>	Amount per Share/ Debenture/Unit (in Rs.)	<input style="width: 95%;" type="text"/>
---	--	---	--

Ledger Folio of Transferor	<input style="width: 95%;" type="text"/>
----------------------------	--

Transferor's Name	<input style="width: 95%;" type="text"/>	<input style="width: 95%;" type="text"/>	<input style="width: 95%;" type="text"/>
	Surname	middle name	first name

Ledger Folio of Transferee	<input style="width: 95%;" type="text"/>
----------------------------	--

Transferee's Name	<input style="width: 95%;" type="text"/>	<input style="width: 95%;" type="text"/>	<input style="width: 95%;" type="text"/>
	Surname	middle name	first name

Date of registration of transfer (Date Month Year)	<input style="width: 95%;" type="text"/>
--	--

Type of transfer	<input style="width: 95%;" type="text"/>	1 - Equity, 2- Preference Shares,3 - Debentures, 4 - Stock
------------------	--	--

Number of Shares/ Debentures/ Units Transferred	<input style="width: 95%;" type="text"/>	Amount per Share/ Debenture/Unit (in Rs.)	<input style="width: 95%;" type="text"/>
---	--	---	--

Ledger Folio of Transferor		<input type="text"/>		
Transferor's Name	<input type="text"/>	<input type="text"/>	<input type="text"/>	
	Surname	middle name	first name	
Ledger Folio of Transferee		<input type="text"/>		
Transferee's Name	<input type="text"/>	<input type="text"/>	<input type="text"/>	
	Surname	middle name	first name	

(iv) *Debentures (Outstanding as at the end of financial year)

Particulars	Number of units	Nominal value per unit	Total value
Non-convertible debentures	0	0	0
Partly convertible debentures	0	0	0
Fully convertible debentures	0	0	0
Total			0

Details of debentures

Class of debentures	Outstanding as at the beginning of the year	Increase during the year	Decrease during the year	Outstanding as at the end of the year
Non-convertible debentures	0	0	0	0
Partly convertible debentures	0	0	0	0
Fully convertible debentures	0	0	0	0

(v) Securities (other than shares and debentures)

0

Type of Securities	Number of Securities	Nominal Value of each Unit	Total Nominal Value	Paid up Value of each Unit	Total Paid up Value
Total	<input type="text"/>		<input type="text"/>		<input type="text"/>

V. *Turnover and net worth of the company (as defined in the Companies Act, 2013)

(i) Turnover

20,450,741

(ii) Net worth of the Company

1,113,300,818

VI. (a) *SHARE HOLDING PATTERN - Promoters

S. No.	Category	Equity		Preference	
		Number of shares	Percentage	Number of shares	Percentage
1.	Individual/Hindu Undivided Family				
	(i) Indian	36,149,995	72.09	0	
	(ii) Non-resident Indian (NRI)	0	0	0	
	(iii) Foreign national (other than NRI)	0	0	0	
2.	Government				
	(i) Central Government	0	0	0	
	(ii) State Government	0	0	0	
	(iii) Government companies	0	0	0	
3.	Insurance companies	0	0	0	
4.	Banks	0	0	0	
5.	Financial institutions	0	0	0	
6.	Foreign institutional investors	0	0	0	
7.	Mutual funds	0	0	0	
8.	Venture capital	0	0	0	
9.	Body corporate (not mentioned above)	0	0	0	
10.	Others	0	0	0	
	Total	36,149,995	72.09	0	0

Total number of shareholders (promoters)

2

(b) *SHARE HOLDING PATTERN - Public/Other than promoters

S. No.	Category	Equity		Preference	
		Number of shares	Percentage	Number of shares	Percentage

1.	Individual/Hindu Undivided Family				
	(i) Indian	3,924,274	7.83	0	
	(ii) Non-resident Indian (NRI)	1,213,128	2.42	0	
	(iii) Foreign national (other than NRI)	0	0	0	
2.	Government				
	(i) Central Government	0	0	0	
	(ii) State Government	0	0	0	
	(iii) Government companies	0	0	0	
3.	Insurance companies	0	0	0	
4.	Banks	0	0	0	
5.	Financial institutions	740,379	1.48	0	
6.	Foreign institutional investors	5,641,787	11.25	0	
7.	Mutual funds	0	0	0	
8.	Venture capital	0	0	0	
9.	Body corporate (not mentioned above)	2,367,198	4.72	0	
10.	Others Others	109,189	0.22	0	
	Total	13,995,955	27.92	0	0

Total number of shareholders (other than promoters)

28,241

**Total number of shareholders (Promoters+Public/
Other than promoters)**

28,243

(c) *Details of Foreign institutional investors' (FIIs) holding shares of the company

0

Name of the FII	Address	Date of Incorporation	Country of Incorporation	Number of shares held	% of shares held

VII. *NUMBER OF PROMOTERS, MEMBERS, DEBENTURE HOLDERS
(Details, Promoters, Members (other than promoters), Debenture holders)

Details	At the beginning of the year	At the end of the year
Promoters	2	2
Members (other than promoters)	7	28,241
Debenture holders	0	0

VIII. DETAILS OF DIRECTORS AND KEY MANAGERIAL PERSONNEL

(A) *Composition of Board of Directors

Category	Number of directors at the beginning of the year		Number of directors at the end of the year		Percentage of shares held by directors as at the end of year	
	Executive	Non-executive	Executive	Non-executive	Executive	Non-executive
A. Promoter	1	0	1	0	0	0
B. Non-Promoter	1	4	1	4	0	0
(i) Non-Independent	1	1	1	1	0	0
(ii) Independent	0	3	0	3	0	0
C. Nominee Directors representing	0	0	0	0	0	0
(i) Banks & FIs	0	0	0	0	0	0
(ii) Investing institutions	0	0	0	0	0	0
(iii) Government	0	0	0	0	0	0
(iv) Small share holders	0	0	0	0	0	0
(v) Others	0	0	0	0	0	0
Total	2	4	2	4	0	0

Number of Directors and Key managerial personnel (who is not director) as on the financial year end date

8

(B) (i) *Details of directors and Key managerial personnel as on the closure of financial year

Name	DIN/PAN	Designation	Number of equity share(s) held	Date of cessation (after closure of financial year : If any)
ABHISHEK BANSAL	01445730	Managing Director	35,698,500	

Name	DIN/PAN	Designation	Number of equity share(s) held	Date of cessation (after closure of financial year : If any)
NIRBHAY VASSA	08011853	Whole-time director	1	
NIRBHAY VASSA	AEDPV6922K	CFO	0	
SHIVSHANKAR SINGH	07787861	Director	1	
PARMOD KUMAR NAG	10041946	Director	0	
APOORVA VORA	06635876	Director	0	
ASHIMA CHHATWAL	09157529	Director	0	
SHEELA GUPTA	BBNPG3250R	Company Secretary	0	

(ii) Particulars of change in director(s) and Key managerial personnel during the year

4

Name	DIN/PAN	Designation at the beginning / during the financial year	Date of appointment/ change in designation/ cessation	Nature of change (Appointment/ Change in designation/ Cessation)
RAHUL DAYAMA	07906447	Director	14/03/2023	Cessation
RACHITA MEHTA	03496082	Director	15/03/2023	Cessation
PARMOD KUMAR NAG	10041946	Director	14/02/2023	Appointment
APOORVA VORA	06635876	Director	14/02/2023	Appointment

IX. MEETINGS OF MEMBERS/CLASS OF MEMBERS/BOARD/COMMITTEES OF THE BOARD OF DIRECTORS

A. MEMBERS/CLASS /REQUISITIONED/NCLT/COURT CONVENED MEETINGS

Number of meetings held

2

Type of meeting	Date of meeting	Total Number of Members entitled to attend meeting	Attendance	
			Number of members attended	% of total shareholding
Annual General Meeting	30/09/2022	9	7	77.77
Extra Ordinary General Meeting	10/10/2022	9	7	77.77

B. BOARD MEETINGS

*Number of meetings held

11

S. No.	Date of meeting	Total Number of directors associated as on the date of meeting	Attendance	
			Number of directors attended	% of attendance
1	18/05/2022	6	5	83.33
2	20/07/2022	6	6	100
3	03/10/2022	6	6	100
4	04/11/2022	6	6	100
5	19/11/2022	6	6	100
6	03/12/2022	6	6	100
7	06/12/2022	6	6	100
8	17/12/2022	6	6	100
9	20/12/2022	6	6	100
10	23/01/2023	6	6	100
11	14/02/2023	6	5	83.33

C. COMMITTEE MEETINGS

Number of meetings held

10

S. No.	Type of meeting	Date of meeting	Total Number of Members as on the date of the meeting	Attendance	
				Number of members attended	% of attendance
1	Audit Committee	18/05/2022	3	3	100
2	Audit Committee	20/07/2022	3	3	100
3	Audit Committee	03/10/2022	3	3	100
4	Audit Committee	04/11/2022	3	3	100
5	Audit Committee	19/11/2022	3	3	100
6	Audit Committee	23/01/2023	3	3	100
7	Audit Committee	14/02/2023	3	3	100
8	Nomination Re	03/12/2022	3	3	100
9	Nomination Re	14/02/2023	3	3	100
10	Stakeholder R	14/02/2023	3	3	100

D. *ATTENDANCE OF DIRECTORS

S. No.	Name of the director	Board Meetings			Committee Meetings			Whether attended AGM held on
		Number of Meetings which director was entitled to attend	Number of Meetings attended	% of attendance	Number of Meetings which director was entitled to attend	Number of Meetings attended	% of attendance	29/09/2023
								(Y/N/NA)
1	ABHISHEK BA	11	10	90.91	1	1	100	Yes
2	NIRBHAY VAS	11	11	100	0	0	0	Yes
3	SHIVSHANKA	11	11	100	0	0	0	Yes
4	PARMOD KUM	0	0	0	0	0	0	Yes
5	APOORVA VC	0	0	0	0	0	0	Yes
6	ASHIMA CHH	11	11	100	9	9	100	Yes

X. *REMUNERATION OF DIRECTORS AND KEY MANAGERIAL PERSONNEL

Nil

Number of Managing Director, Whole-time Directors and/or Manager whose remuneration details to be entered

1

S. No.	Name	Designation	Gross Salary	Commission	Stock Option/ Sweat equity	Others	Total Amount
1	Nirbhay Vassa	Wholetime Direc	7,133,316	0	0	0	7,133,316
	Total		7,133,316	0	0	0	7,133,316

Number of CEO, CFO and Company secretary whose remuneration details to be entered

0

S. No.	Name	Designation	Gross Salary	Commission	Stock Option/ Sweat equity	Others	Total Amount
1							0
	Total						

Number of other directors whose remuneration details to be entered

0

S. No.	Name	Designation	Gross Salary	Commission	Stock Option/ Sweat equity	Others	Total Amount
1							0
	Total						

XI. MATTERS RELATED TO CERTIFICATION OF COMPLIANCES AND DISCLOSURES

* A. Whether the company has made compliances and disclosures in respect of applicable provisions of the Companies Act, 2013 during the year Yes No

B. If No, give reasons/observations

XII. PENALTY AND PUNISHMENT - DETAILS THEREOF

(A) DETAILS OF PENALTIES / PUNISHMENT IMPOSED ON COMPANY/DIRECTORS /OFFICERS Nil

Name of the company/ directors/ officers	Name of the court/ concerned Authority	Date of Order	Name of the Act and section under which penalised / punished	Details of penalty/ punishment	Details of appeal (if any) including present status

(B) DETAILS OF COMPOUNDING OF OFFENCES Nil

Name of the company/ directors/ officers	Name of the court/ concerned Authority	Date of Order	Name of the Act and section under which offence committed	Particulars of offence	Amount of compounding (in Rupees)

XIII. Whether complete list of shareholders, debenture holders has been enclosed as an attachment

Yes No

XIV. COMPLIANCE OF SUB-SECTION (2) OF SECTION 92, IN CASE OF LISTED COMPANIES

In case of a listed company or a company having paid up share capital of Ten Crore rupees or more or turnover of Fifty Crore rupees or more, details of company secretary in whole time practice certifying the annual return in Form MGT-8.

Name

Whether associate or fellow

Associate Fellow

Certificate of practice number

I/We certify that:

(a) The return states the facts, as they stood on the date of the closure of the financial year aforesaid correctly and adequately.

(b) Unless otherwise expressly stated to the contrary elsewhere in this Return, the Company has complied with all the provisions of the Act during the financial year.

Declaration

I am Authorised by the Board of Directors of the company vide resolution no. ... dated

(DD/MM/YYYY) to sign this form and declare that all the requirements of the Companies Act, 2013 and the rules made thereunder in respect of the subject matter of this form and matters incidental thereto have been complied with. I further declare that:

1. Whatever is stated in this form and in the attachments thereto is true, correct and complete and no information material to the subject matter of this form has been suppressed or concealed and is as per the original records maintained by the company.
2. All the required attachments have been completely and legibly attached to this form.

Note: Attention is also drawn to the provisions of Section 447, section 448 and 449 of the Companies Act, 2013 which provide for punishment for fraud, punishment for false statement and punishment for false evidence respectively.

To be digitally signed by

Director

DIN of the director

To be digitally signed by

Company Secretary

Company secretary in practice

Membership number

Certificate of practice number

Attachments

1. List of share holders, debenture holders
2. Approval letter for extension of AGM;
3. Copy of MGT-8;
4. Optional Attachment(s), if any

Attach

Attach

Attach

Attach

List of attachments

Remove attachment

Modify

Check Form

Prescrutiny

Submit

This eForm has been taken on file maintained by the Registrar of Companies through electronic mode and on the basis of statement of correctness given by the company